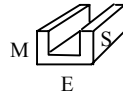




**Architectural  
Aluminum  
Channel**



**6063-T5  
by 20'**

Product #	Size (In Inches)					Approximate Weight per Linear Foot
	E		M		S	
Mill Order	1/2	x	3/8	x	1/8*	.150
13-63-200	1/2	x	1/2	x	.093	.148
13-63-205	1/2	x	3/4	x	1/8	.263
Mill Order	3/4	x	3/4	x	1/8*	.187
13-63-209	3/4	x	1/2	x	1/8	.226
13-63-211	3/4	x	3/4	x	1/8	.300
13-63-215	1	x	1/2	x	1/8	.263
13-63-220	1	x	1	x	1/8	.431
13-63-225	1 1/4	x	1/2	x	1/8	.300
13-63-226	1 1/4	x	3/4	x	1/8	.376
Mill Order	1 1/4	x	1	x	1/8*	.431
13-63-230	1 1/4	x	1 1/4	x	1/8	.526
13-63-235	1 1/2	x	1/2	x	1/8	.337
13-63-236	1 1/2	x	3/4	x	1/8	.413
13-63-255	1 1/2	x	1	x	1/8	.487
13-63-237	1 1/2	x	1 1/2	x	1/8	.637
13-63-250	1 3/4	x	3/4	x	1/8	.450
13-63-306	1 3/4	x	1	x	1/8	.524
13-63-261	2	x	7/16	x	.093 (x 25'2")	.294
13-63-260	2	x	1/2	x	1/8	.413
13-63-262	2	x	3/4	x	.125/090 (x 23'10")	.440
13-63-265	2	x	1	x	1/8	.564
13-63-272	2	x	2	x	1/8	.861
13-63-270	2 1/4	x	7/8	x	1/8	.563
Mill Order	2 1/2	x	1 1/2	x	1/8*	.787
Mill Order	3	x	1/2	x	1/8*	.563
13-63-285	3	x	1	x	1/8	.713
13-63-273	4	x	1	x	.115	.793

*\*Mill Order Only – Custom Sizes and Lengths Available – Minimum Order Required*

## Rectangular Aluminum Bar




**6061-T6  
x 12'**

Product #	Size (In Inches)		Approximate Weight per Linear Foot	Product #	Size (In Inches)		Approximate Weight per Linear Foot
	E	M			E	M	
Mill Order	1/8	x 1/2	.078*	10-61-445	3/8	x 6	2.645
Mill Order	1/8	x 5/8	.092*	10-61-450	3/8	x 8	3.528
Mill Order	1/8	x 3/4	.113*	Mill Order	1/2	x 3/4	.450*
10-61-215	1/8	x 1	.150	10-61-475	1/2	x 1	.600
10-61-220	1/8	x 1 1/4	.188	Mill Order	1/2	x 1 1/4	.734*
10-61-225	1/8	x 1 1/2	.225	10-61-480	1/2	x 1 1/2	.900
10-61-230	1/8	x 2	.300	Mill Order	1/2	x 1 3/4	1.028*
Mill Order	3/16	x 3/4	.169*	10-61-485	1/2	x 2	1.200
10-61-265	3/16	x 1	.226	10-61-486	1/2	x 2 1/2	1.500
Mill Order	3/16	x 1 1/4	.275*	10-61-490	1/2	x 3	1.800
10-61-275	3/16	x 1 1/2	.338	10-61-500	1/2	x 4	2.400
10-61-285	3/16	x 2	.451	10-61-501	1/2	x 5	2.940
Mill Order	3/16	x 2 1/2	.561*	10-61-505	1/2	x 6	3.600
Mill Order	1/4	x 1/2	.150*	10-61-511	1/2	x 8	4.704
Mill Order	1/4	x 3/4	.226*	10-61-515	1/2	x 10	5.880
10-61-325	1/4	x 1	.300	10-61-545	3/4	x 1	.881
10-61-330	1/4	x 1 1/4	.376	Mill Order	3/4	x 1 1/4	1.101*
10-61-335	1/4	x 1 1/2	.450	10-61-550	3/4	x 1 1/2	1.350
Mill Order	1/4	x 1 3/4	.524*	10-61-560	3/4	x 2	1.800
10-61-340	1/4	x 2	.600	Mill Order	3/4	x 3	2.640*
10-61-345	1/4	x 2 1/2	.735	10-61-570	3/4	x 4	3.528
10-61-350	1/4	x 3	.900	10-61-575	3/4	x 6	5.292
10-61-355	1/4	x 4	1.200	Mill Order	1	x 1 1/4	1.469*
10-61-360	1/4	x 5	1.500	10-61-620	1	x 1 1/2	1.800
10-61-365	1/4	x 6	1.800	10-61-600	1	x 2	2.350
10-61-370	1/4	x 8	2.352	Mill Order	1	x 2 1/2	2.937*
10-61-375	1/4	x 10	2.940	10-61-601	1	x 3	3.528
Mill Order	3/8	x 1/2	.220*	Mill Order	1	x 3 1/2	4.200*
Mill Order	3/8	x 3/4	.330*	10-61-602	1	x 4	4.800
10-61-415	3/8	x 1	.450	10-61-610	1	x 6	7.200
10-61-416	3/8	x 1 1/4	.563	Mill Order	1 1/4	x 1 1/2	2.203*
10-61-420	3/8	x 1 1/2	.675	Mill Order	1 1/4	x 2	2.937*
Mill Order	3/8	x 2	.900	Mill Order	1 1/2	x 2	3.524*
10-61-417	3/8	x 2 1/2	1.126	Mill Order	1 1/2	x 3	5.287*
10-61-435	3/8	x 3	1.350	Mill Order	1 1/2	x 6	10.573*
10-61-440	3/8	x 4	1.800	Mill Order	2	x 3	7.049*
				Mill Order	2	x 4	9.398*

*\*Not in Stock – Custom Sizes and Lengths Available – Minimum Order Required*

**Rectangular  
Aluminum  
Bar**

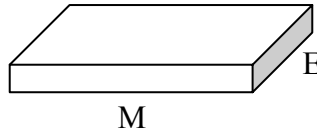


**6063-T5**

**x 12'**

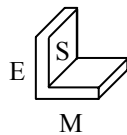
Product #	Size (In Inches)		Approximate Weight per Linear Foot	Product #	Size (In Inches)		Approximate Weight per Linear Foot
	E	M			E	M	
10-63-200	1/8	x 1/2	.078	10-63-335	1/4	x 2	.600
Mill Order	1/8	x 5/8	.092*	10-63-340	1/4	x 3	.900
10-63-210	1/8	x 3/4	.113	10-63-345	1/4	x 4	1.200
10-63-215	1/8	x 1	.150	10-63-350	1/4	x 6	1.800
10-63-220	1/8	x 1 1/4	.188	10-63-355	3/8	x 1/2	.225
10-63-225	1/8	x 1 1/2	.225	Mill Order	3/8	x 5/8	.275*
10-63-230	1/8	x 1 3/4	.263	10-63-365	3/8	x 3/4	.337
10-63-235	1/8	x 2	.300	10-63-370	3/8	x 1	.450
10-63-240	1/8	x 3	.450	10-63-375	3/8	x 1 1/4	.563
10-63-245	1/8	x 4	.600	10-63-380	3/8	x 1 1/2	.675
10-63-250	1/8	x 6	.900	10-63-385	3/8	x 2	.900
10-63-255	3/16	x 1/2	.113	10-63-386	3/8	x 3	1.350
10-63-260	3/16	x 3/4	.169	10-63-390	3/8	x 4	1.800
10-63-265	3/16	x 1	.226	10-63-400	1/2	x 3/4	.450
10-63-270	3/16	x 1 1/4	.283	Mill Order	1/2	x 1	.600*
10-63-275	3/16	x 1 1/2	.338	Mill Order	1/2	x 1 1/4	.734*
10-63-280	3/16	x 2	.451	10-63-410	1/2	x 1 1/2	.900
Mill Order	3/16	x 2 1/2	.551*	10-63-415	1/2	x 2	1.200
10-63-285	3/16	x 3	.677	10-63-420	1/2	x 2 1/2	1.500
10-63-290	3/16	x 2	.902	10-63-425	1/2	x 3	1.800
10-63-305	1/4	x 1/2	.150	Mill Order	1/2	x 4	2.400*
Mill Order	1/4	x 5/8	.184*	Mill Order	3/4	x 1 1/2	1.350*
10-63-310	1/4	x 3/4	.226	Mill Order	3/4	x 2	1.800*
10-63-315	1/4	x 1	.300	Mill Order	1	x 1 1/2	1.500*
10-63-320	1/4	x 1 1/4	.376	Mill Order	1	x 2	2.350*
10-63-325	1/4	x 1 1/2	.450				
Mill Order	1/4	x 1 3/4	.524*				
<b>Gusset Plate</b>							
10-63-450	1/8 x 12" x 12'		1.80				

*\*Not in Stock – Custom Sizes and Lengths Available – Minimum Order Required*

**MF  
Aluminum  
Mini-Plate****6061-T6  
x 12'**

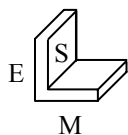
Product #	Size (In Inches)			Approximate Weight per Linear Foot
	E		M	
33-61-100	1/4	x	12	3.528
33-61-105	3/8	x	12	5.292
33-61-110	1/2	x	12	7.056
33-61-120	3/4	x	12	10.584
33-61-125	1	x	12	14.400

*\*Not in Stock – Custom Sizes and Lengths Available – Minimum Order Required*

**Architectural  
Aluminum  
Angle****6063-T5  
by 20  
Equal Leg**

<b>Product #</b>	<b>Size (In Inches)</b>					<b>Approximate Weight per Linear Foot</b>
	<b>E</b>		<b>M</b>		<b>S</b>	
11-63-200	1/2	x	1/2	x	1/16	.069
11-63-205	3/4	x	3/4	x	1/16	.107
11-63-210	3/4	x	3/4	x	1/8	.206
11-63-220	1	x	1	x	1/16	.144
11-63-225	1	x	1	x	1/8	.276
11-63-230	1	x	1	x	3/16	.408
11-63-255	1 1/4	x	1 1/4	x	1/8	.356
11-63-260	1 1/4	x	1 1/4	x	3/16	.519
11-63-270	1 1/2	x	1 1/2	x	1/16	.219
11-63-275	1 1/2	x	1 1/2	x	1/8	.431
11-63-280	1 1/2	x	1 1/2	x	3/16	.633
11-63-295	1 3/4	x	1 3/4	x	1/8	.506
11-63-310	2	x	2	x	1/16	.293
11-63-315	2	x	2	x	1/8	.581
11-63-320	2	x	2	x	3/16	.859
11-63-325	2	x	2	x	1/4	1.124
11-63-330	3	x	3	x	1/8	.881

**Architectural  
Aluminum  
Angle**

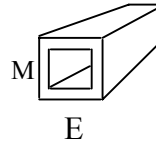


**6063-T5  
by 20'  
Unequal Leg**

Product #	Size (In Inches)					Approximate Weight per Linear Foot
	E		M		S	
11-63-350	1/2	x	1	x	1/8	.206
Mill Order	1/2	x	1 1/4	x	1/8 *	.244
Mill Order	1/2	x	1 1/2	x	1/8 *	.281
11-63-351A	1/2	x	1/2	x	.093 <i>(Rim Stock w/ Rad)</i>	.208
11-63-355	3/4	x	1 1/2	x	1/8	.319
11-63-269	1	x	1 1/2	x	1/8	.356
11-63-365	1	x	2	x	1/16	.218
11-63-370	1	x	2	x	1/8	.431
11-63-375	1	x	3	x	1/8	.582
Mill Order	1 1/4	x	1 1/2	x	1/16*	.198
Mill Order	1 1/4	x	2	x	1/16*	.237
11-63-410	1 1/2	x	2	x	1/8	.506
40-63-128	1 1/2	x	2	x	1/8 <i>(24'6")</i>	.506
11-63-309	1 1/2	x	2	x	3/16	.731
11-63-390	2	x	3	x	1/8	.750
11-63-395	2	x	4	x	1/8	.881
11-63-396	2	x	4	x	1/4	1.725
11-63-405	2	x	5	x	1/8	1.031
11-63-415	2	x	7	x	1/4	2.624

*\* Mill Order Only – Custom Sizes and Lengths Available- Minimum Order Required*

## Square Aluminum Tube

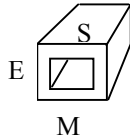


**6063-T5  
by 24'**

Product #	Size (In Inches)			Length	Approximate Weight per Linear Foot
	E		M		
19-63-100	1/2	x	.062	20'	.131
19-63-090	.735	x	.045	16'6"	.168
19-63-089	3/4	x	.045 (w/ radius)	16'8"	.168
19-63-101	3/4	x	.045 (w/ radius)	18'8"	.168
19-63-105	3/4	x	.062	24'	.206
19-63-115	3/4	x	1/8	24'	.374
19-63-130	1	x	.062	24'	.278
19-63-131	1	x	.065 (w/ radius)	24'	.292
19-63-341	1	x	.093	24'	.405
19-63-345	1	x	.093 (w/ radius)	24'	.392
19-63-141	1	x	1/8 (w/ radius)	24'	.509
19-63-140	1	x	1/8	24'	.524
19-63-153	1 1/4	x	.062	24'	.353
19-63-150	1 1/4	x	.093	24'	.516
19-63-155	1 1/4	x	1/8	24'	.675
19-63-160	1 1/2	x	.062	24'	.430
19-63-165	1 1/2	x	.093	24'	.632
19-63-170	1 1/2	x	1/8	24'	.824
19-63-180	1 3/4	x	.093	24'	.732
19-63-185	1 3/4	x	1/8	24'	.975
19-63-191	2	x	.062	26'	.604
19-61-205	2	x	.093 (6005T5)	26'	.851
19-63-210	2	x	1/8	24'	1.126
19-61-210	2	x	1/8 (6061T6)	22'6"	1.126
19-63-211	2	x	3/16	24'	1.627
19-61-212	2	x	1/4 (6061T6)	24'	2.100
19-63-215	2 1/4	x	.095	24'	.982
19-63-221	2 1/2	x	1/8	24'	1.425
19-63-231	3	x	.093	27'	1.298
19-63-235	3	x	1/8	24'	1.760
52-61-750	3	x	1/4 (6061T6)	18' (with radius)	3.204
19-61-340	3	x	1/4 (6061T6)	24'	3.300
19-63-245	4	x	1/8	24'	2.324
19-61-250	4	x	1/4 (6061T6)	24'	4.500
19-63-255	5	x	1/8	24'	2.925
Mill Order	5	x	1/4 (6061T6)	24' *	5.700
19-63-260	6	x	1/8	24'	3.525
19-63-265	8	x	3/16	24'	6.909

*\*Not in stock – Custom Sizes and Lengths Available – Minimum Order Required*

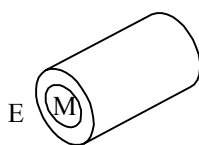
**Rectangular  
Aluminum  
Tube**



**6063-T5  
by 24'**

Product #	E	Size (In Inches)			Approximate Weight per Linear Foot	
			M	S		
20-63-200	1/2	x	1	x	.093	.293
20-63-205	3/4	x	1 1/2	x	1/8	.600
20-63-210	3/4	x	1 3/4	x	1/8	.675
20-63-220	1	x	1 1/2	x	1/8	.676
20-63-223	1	x	2	x	.062	.428
20-63-224	1	x	2	x	.093 (x 26')	.628
20-63-225	1	x	2	x	1/8	.824
20-63-230	1	x	3	x	1/8	1.125
20-63-235	1	x	4	x	1/8	1.425
20-63-240	1 1/4	x	2 1/2	x	1/8	1.050
20-63-245	1 1/2	x	2	x	1/8	.976
20-63-250	1 1/2	x	3	x	1/8	1.272
20-63-255	1 3/4	x	3	x	1/8	1.350
20-63-265	1 3/4	x	4	x	.093	1.242
20-63-270	1 3/4	x	4	x	1/8	1.650
20-63-275	2	x	3	x	1/8	1.426
20-63-280	2	x	4	x	1/8	1.724
20-63-281	2	x	4	x	1/4	3.300
20-63-285	2	x	5	x	1/8	2.025
20-63-290	2	x	6	x	1/8	2.327
20-63-295	2	x	8	x	1/8	2.962
20-63-300	3	x	4	x	1/8	2.074
20-63-306	4	x	6	x	3/16	4.256
Mill Order 20-63	4	x	6	x	1/4*	5.700
	4	x	8	x	1/4	6.900

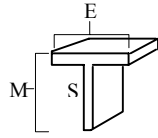
*\*Not in Stock – Custom Sizes and Lengths Available – Minimum Order Required*

**Round  
Aluminum  
Tube****6063-T5  
by 24'**

Product #	Size (In Inches)		M	Inside Diameter	Approximate Weight per Linear Foot
	E	x			
17-63-100	3/4	x	.065	.620	.172
17-63-110+	7/8	x	.062	.751	.190
17-63-105+	1	x	.060 (20')	.880	.229
17-63-115+	1	x	.060	.880	.229
17-63-120	1	x	1/8	.750	.404
52-63-1272+	1 1/4	x	.062	1.126	.278
17-63-130	1 1/4	x	.090	1.070	.385
17-63-116	1 1/2	x	.065	1.370	.351
17-63-135	1 1/2	x	1/8	1.250	.635
17-63-140	2	x	.050	1.900	.360
17-63-141	2	x	1/8	1.750	.866
17-63-150	3	x	.083	2.834	.895
17-63-155	3	x	1/8	2.750	1.341
17-63-160	4	x	1/8	3.750	1.790
17-63-165	5	x	1/8	4.750	2.251
17-63-170	6	x	1/8 (20')	5.750	2.713
Mill Order	8	x	.156 (20')	7.688	4.613*

*+6060T6 Alloy/ Furniture Tube*  
*\*Not in Stock – Custom Sizes and Lengths Available – Minimum Order Required*

**Architectural  
Aluminum  
Tees**



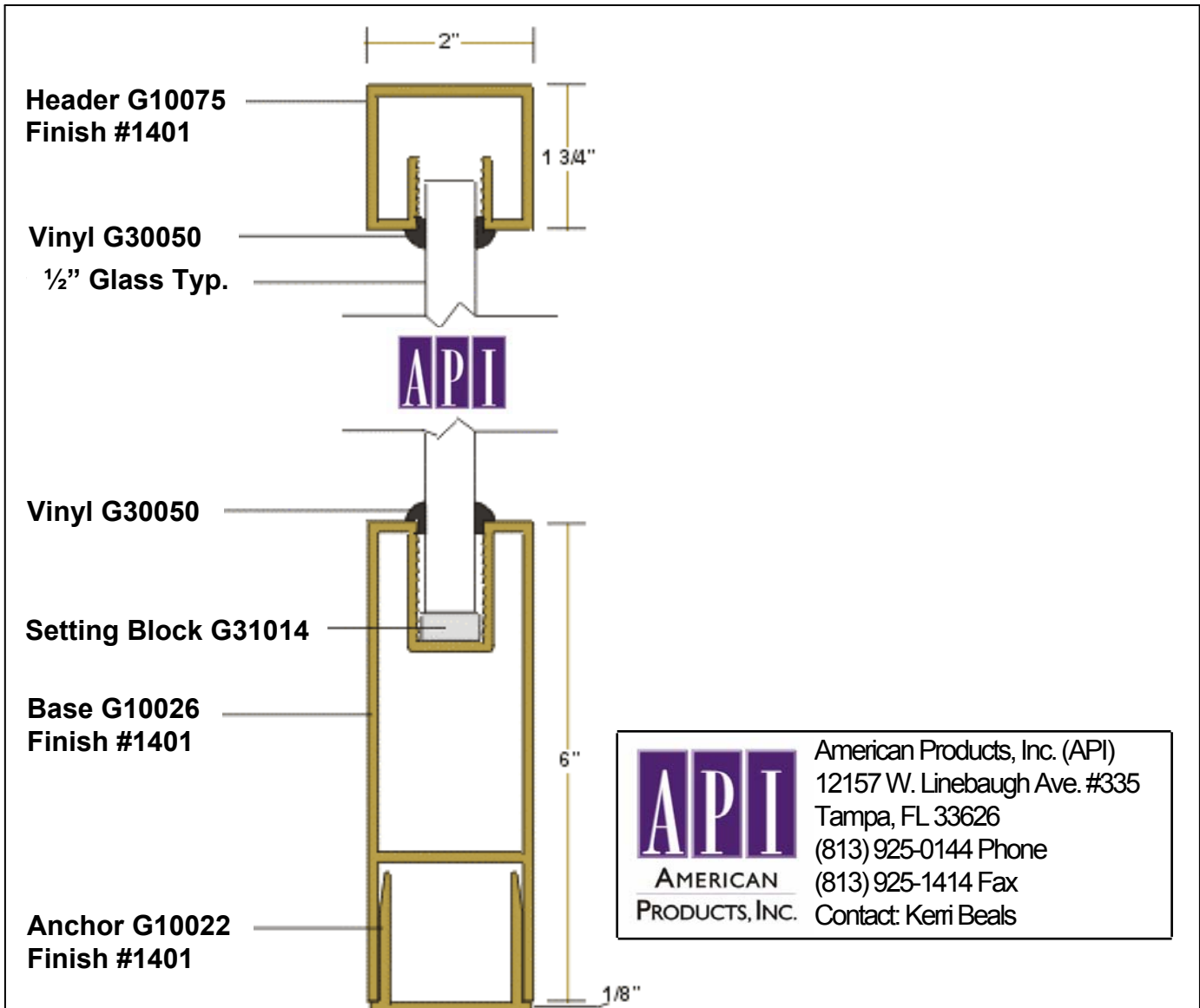
**6063-T5  
x 20'**

Product #	E	Size (In Inches)			Approximate Weight Per Linear Foot	
		x	M	x		S
Mill Order	3/4	x	3/4	x	1/8	.206*
Mill Order	7/8	x	1/4	x	1/8	.300*
Mill Order	1	x	3/4	x	1/8	.244*
12-63-205	1	x	1	x	1/8	.280*
Mill Order	1/4	x	8/8	x	1/8	.300*
Mill Order	2	x	3/4	x	1/8	.394*

*\* Mill Order Only – Custom Sizes and Lengths Available- Minimum Order Required*

# API SPECIFICATIONS

2" X 6" Base with 2" X 1-3/4" Header



**Sample Specification Only. Electronic Specifications in AutoCad Available for easy insertion into Blue Prints. Custom Specifications are available upon request.**